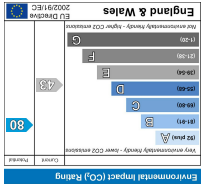
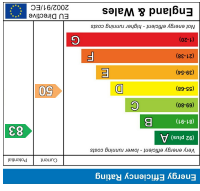
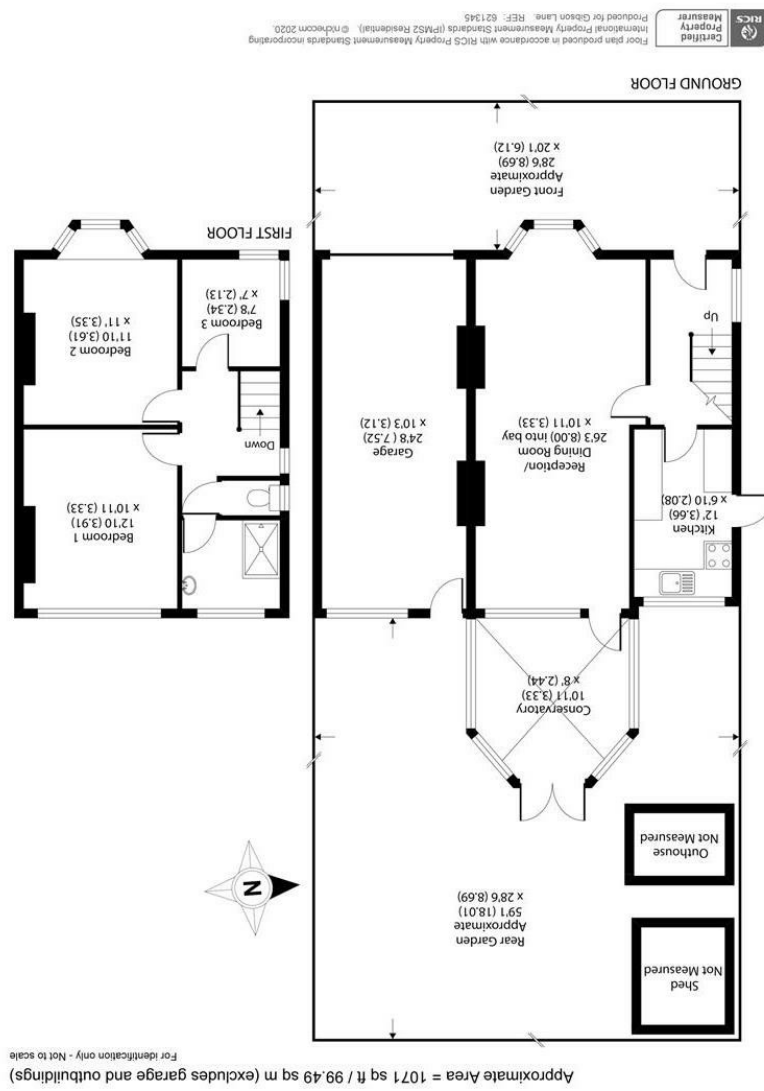


All appliances listed in these details are only 'as seen' and have not been tested by Gibson Lane, nor have we sought certification of warranty or service, unless otherwise stated. Measurements, areas and distances are approximate. Floor plans and photographs are for guidance purposes only and must not be relied upon for any purpose. These details are offered on the understanding that all negotiations are made through this company. Neither these particulars, nor verbal representations, form part of any offer or contract, and their accuracy cannot be guaranteed.

Environment Impact (CO <sub>2</sub> ) Rating	Energy Efficiency Rating
	



34 Richmond Road  
 Kingston upon Thames  
 Surrey  
 KT2 5ED  
 www.gibsonlane.co.uk  
 Tel: 020 8546 5444





61 Robin Hood Lane  
 London SW15 3PX



## Robin Hood Lane

London SW15 3PX

Asking Price £950,000

A delightful detached 1930's built family home with accommodation approaching 1100 sqft, offering tremendous extension potential & situated in this sought after residential Road.

### Description

A delightful detached 1930's built family home with accommodation approaching 1100 sqft, presented to a high standard internally, occupying this generous plot with off street parking to the front and a secluded rear garden of almost 60 ft. The spacious ground floor footprint is ideal for family living and entertainment, featuring a terrific 26' double reception room, leading to a conservatory that opens directly onto the rear garden. The upper floor offers 3 bedrooms (2 large doubles) and a modern fitted shower room with separate WC. There is tremendous potential (subject to consent) to extend the property to the side, rear and possibly into the loft to create a significantly larger property with an arrangement of approximately 2000 sqft. Viewings are highly recommended to fully appreciate this fine home and its potential.

### Situation

Robin Hood Lane is a sought after residential road, ideally situated for Kingston, Putney, Wimbledon and Richmond which offer a wide variety of excellent schooling, shops, theatres, cinemas, bars, restaurants and train services. There are also a number of smaller convenience stores just a short walk away. For motorists, the A3 is easily accessible and provides a fast route in and out of central London and to the M25 for access to Heathrow and Gatwick airports. Both Richmond Park and Wimbledon Common with their hundreds of acres of open space ideal for walking, bike riding and other sporting pursuits are moments away.

**Tenure:** Freehold

**Local Authority:** London

